



2018/19
TRAIL MAP

2018/19
TRAIL MAP



ski-ride@smuggs.com
smuggs.com/wtm • 877.929.9739
4323 VT Route 108 South, Jeffersonville, Vermont 05464-9537

Let's Connect! #smuggslove



Check-in with our snow reporter on Hugh's Blog for the latest news and photos direct from the slopes!
www.smuggs.com/hughs-blog

The Smugglers' Notch app is your unique and comprehensive guide to Smugglers' Notch Resort, easily accessible right at your fingertips on your iPhone or Android with GPS functionality.
smuggs.com/app

Printed on post-consumer, recycled paper.

MORSE MOUNTAIN

- 1 Village Center** – 3 Mountain Outfitters sport shop, Guest Services, Owner Services, Wyndham Preview Center, Country Store, The Perk Coffee Shop, Ticket Sales, Snow Sport University sign-ups and the Ski & Ride Desk.
- 2 The Village Lodge** – Village Pizzeria, Ben & Jerry's Scoop Shop, Green Mountain Deli, and Bootleggers' Lounge.
- 3 The Meeting House** – Family friendly dining in a relaxed atmosphere at the Morse Mountain Grille & Pub. Offering breakfast, lunch, and dinner options. Kids can select from our Little Smugglers' menu.
- 4 Hearth & Candle** – Fine family dining, or quiet white-tablecloth dining for adults only in the Birch Room. Young diners can enjoy the award-winning kids menu.
- 5 3 Mountain Equipment** – Ski and snowboard rental equipment, tuning and repairs, custom boot fitting and a large inventory of brand name equipment available for purchase.
- 6 Sir Henry's Learning Hill** – A gentle practice area with surface lifts and warming pavilion. Ski Patrol first aid room.
- 7 Morse Highlands & Day Lodge** – A special learning area with cafeteria dining for breakfast and lunch. Home of the Log Jam Terrain Park – this beginner-friendly park typically has small style rails, gentle snow features like rollers, and a fun box, perfect for both adults and children.
- 8 TREASURES** – Our fully-licensed child care center for children ages 6 weeks to 3 years. Home of *Little Rascals on Snow* and a Wonder Carpet lift.
- 9 Nordic Ski & Snowshoe Adventure Center** – Featuring 30km of cross-country trails, 24km of snowshoe trails, and outdoor ice rink. Nordic, snowshoe, and ice skate equipment rental available.
- 10 FunZone 2.0** – A one-of-a-kind 26,000 square foot indoor playground for all ages! Challenge the family to a race through an inflated obstacle course or on a double-sided transparent climbing wall. Choose your slot car for a hair-raising run on the Mountain Rally Raceway. Plan your team's battle strategy for a round of laser tag. Bounce to your heart's content in the Bouncy House or inflated Pirate Ship. Refuel at the ReFuel Café with a pizza, panini or wrap, or with snacks such as soft serve ice cream or popcorn. The Café also serves hot and cold drinks, beer and wine, and much more.



MADONNA MOUNTAIN

- 11 Base Lodge** – Lift ticket purchase outside at ticket window, Season Pass and Bash Badge purchase inside the Lobby. Full-line cafeteria menu and seating upstairs.
Green Peppers – Featuring tasty deli sandwiches & soups.
Black Bear Tavern – Features a pub menu along with our largest selection of beer and cider on the Mountain! Enjoy après sport parties every Friday, Saturday, and Sunday. (12/7/18 - 4/7/19)
3 Mountain Outfitters – Goggles, gloves, and outerwear options for the whole family. Discounted jackets and outerwear.
3 Mountain Equipment – Equipment rental, tuning, and repair services available.
- 12 Waffle Cabin** – Enjoy a grab-and-go slopeside treat at the Waffle Cabin located near the Madonna II lift.
- 13 Flowground on Lower FIS** – The Flowground incorporates innovative trail grooming with subtle terrain features. Contoured with berms, rolls, banks, and progression features perfect for preparing intermediate skiers and riders for more challenging terrain.
- 14 Knight's Revenge Terrain Park** – This natural feature freestyle park is in the Knight's Revenge intermediate/advanced glades and will contain log slides and rolls, bank turns, rock jumps, a rainbow, ramps, and loads of rails – more than twenty features in all!



STERLING MOUNTAIN

- 15 Birch Run Terrain Park** – At the base of Sterling Mountain, this park is designed for intermediate level skiers and riders with modified table tops, rails, and boxes.
- 16 Top of the Notch** – Warm up with a famous bowl of Venison Stew in this beautiful Post & Beam building. Hot & cold beverages, assorted snacks, and a wide variety of sandwich wraps are available. Location of the Snowshoe Adventure Dinner.
- 17 The Zone** – On Sterling Mountain's Practice Slope, The Zone features multiple sets of progression jump lines and rails.
- 18 Smugglers' Notch Ski & Snowboard Club**
- 19 Parking Lot 1 Yurt** – A great spot to warm up or switch in or out of your ski or snowboard boots.

SNOW SPORT UNIVERSITY
Not your typical Ski & Ride School – Get the most fun on the snow... guaranteed! Visit any ticket window or the Village Center Ski & Ride Desk for more information. Ext. 1392.

3 MOUNTAIN TOUR Where do you want to go?

From the Village to the Upper Mountains:

- From the top of the Village or Magic Lift, take **MIDWAY**.
- Easiest Route** – **GARDEN PATH** to **MIDWAY**. Go left off of the Village lift, pass under the lift & follow **MIDWAY**.

From the Village to Morse Highlands:

- From **GARDEN PATH** at the top of the Village or Magic Lift, take **SAM'S RUN** to **DIXIE'S KNOLL**.

From the Upper Mountains to the Village:

- From the **Madonna base area**, take **MEADOWLARK**. Some flat spots, poling may be required.
- From **Madonna Mountain**, take **RUTHIE'S** to **MIDWAY**, then take a right onto **CURLEY'S CUTBACK** and follow **MEADOWLARK**. This route includes intermediate terrain and helps you avoid some flat spots, poling may be required.

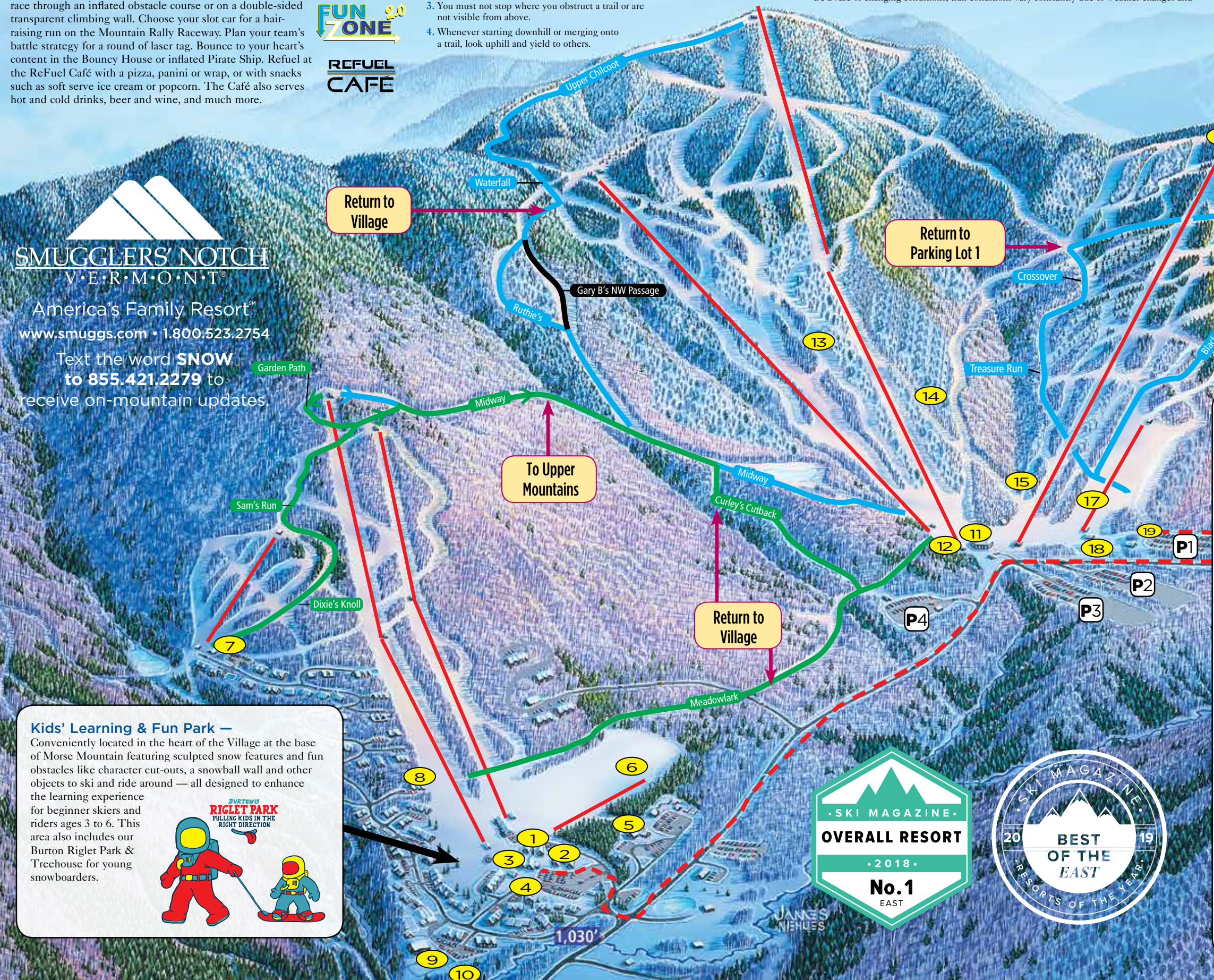
Return to Parking Lot #1: From the top of the Sterling Lift, take **UPPER RUMRUNNER** to **BLACK SNAKE**. Then take the **PRACTICE SLOPE** stay to skiers' right, then cross over to skiers' left. **OR** take **UPPER RUMRUNNER** to **CROSSOVER** to **TREASURE RUN**. Then cross over the **PRACTICE SLOPE** stay to skiers' right, then cross over to skiers' left.

Shuttle Schedule
Between The Village Center & Parking Lot 1:
DAILY – Runs continually from 8:00 am until 5:00 pm

Your Responsibility Code

- Snow sports can be enjoyed in many ways. You may see people at Smugglers' Notch using alpine, telemark or cross-country skis, snow blades, snowboards, and other specialized equipment. Regardless of how you decide to enjoy our trails, there are elements of risk. Use common sense, show courtesy to others, and anticipate dangerous situations before they arise. The following guidelines represent the most basic common sense and courtesy:
- Always stay in control and be able to stop or avoid other people or objects.
 - People ahead of you have the right of way. It is your responsibility to avoid them.
 - You must not stop where you obstruct a trail or are not visible from above.
 - Whenever starting downhill or merging onto a trail, look uphill and yield to others.
 - Always use devices that prevent runaway equipment.
 - Observe all posted signs and warnings and keep clear of any potential hazard.
 - Prior to using any lift, you must have the knowledge and ability to load, ride, and unload safely.
 - Respect the mountain. Please do not litter, either with trash or with foul language.
- This is just a partial list. There are elements of risk that common sense and personal awareness can help reduce. Nevertheless, there are some risks associated with snow sports that cannot be eliminated. You are ultimately responsible for your personal safety. Be aware of changing conditions; trail conditions vary constantly due to weather changes and

SMUGGLERS' NOTCH
VERMONT
America's Family Resort®
www.smuggs.com • 1.800.523.2754
Text the word **SNOW** to **855.421.2279** to receive on-mountain updates.



Kids' Learning & Fun Park – Conveniently located in the heart of the Village at the base of Morse Mountain featuring sculpted snow features and fun obstacles like character cut-outs, a snowball wall and other objects to ski and ride around – all designed to enhance the learning experience for beginner skiers and riders ages 3 to 6. This area also includes our Burton Riglet Park & Treehouse for young snowboarders.



Environmental Policy Statement

Smugglers' Notch Resort is the only resort within the state to be designated an environmental leader. Management and Employees are committed to being responsible stewards of Vermont's natural resources and are proud to receive this prestigious award. Vermont's intrinsic beauty and healthfulness are integral to our business. We live here, and working to maintain it comes naturally.

Smugglers' policy of environmental stewardship pervades all our activities. We seek to raise the environmental awareness of guests and employees, and to broaden their knowledge and appreciation through educational programs along with our active and passive use of the land for year-round recreation.

Our development and maintenance programs are guided by principles of land and energy conservation, by forest and wildlife habitat preservation, and by maintaining Vermont's water quality and aesthetic beauty.

We are committed to reusing, recycling and treating waste through innovative techniques in a concerted effort to minimize impact on the environment.


Together we will shape a sustainable community for the future.



VERMONT STATE LAW requires that if you are involved in a collision with another skier/ rider resulting in injury that you must stop and give your name and contact information to the other person(s) involved and to a ski area employee or at first aid before you leave the vicinity of the accident.

America's Family Resort is a service mark of Smugglers' Notch Management Company, Ltd. Smugglers' Notch Vermont, Smugglers' Notch Resort, Smuggs, FamilyFest, Got Kids', Snow Sport University, Summer Fun University, and the accompanying designs are registered service marks of Smugglers' Notch Management Company, Ltd. © 2018

78 TRAILS covering 310+ acres... plus over 750 acres of woods available between trails!*

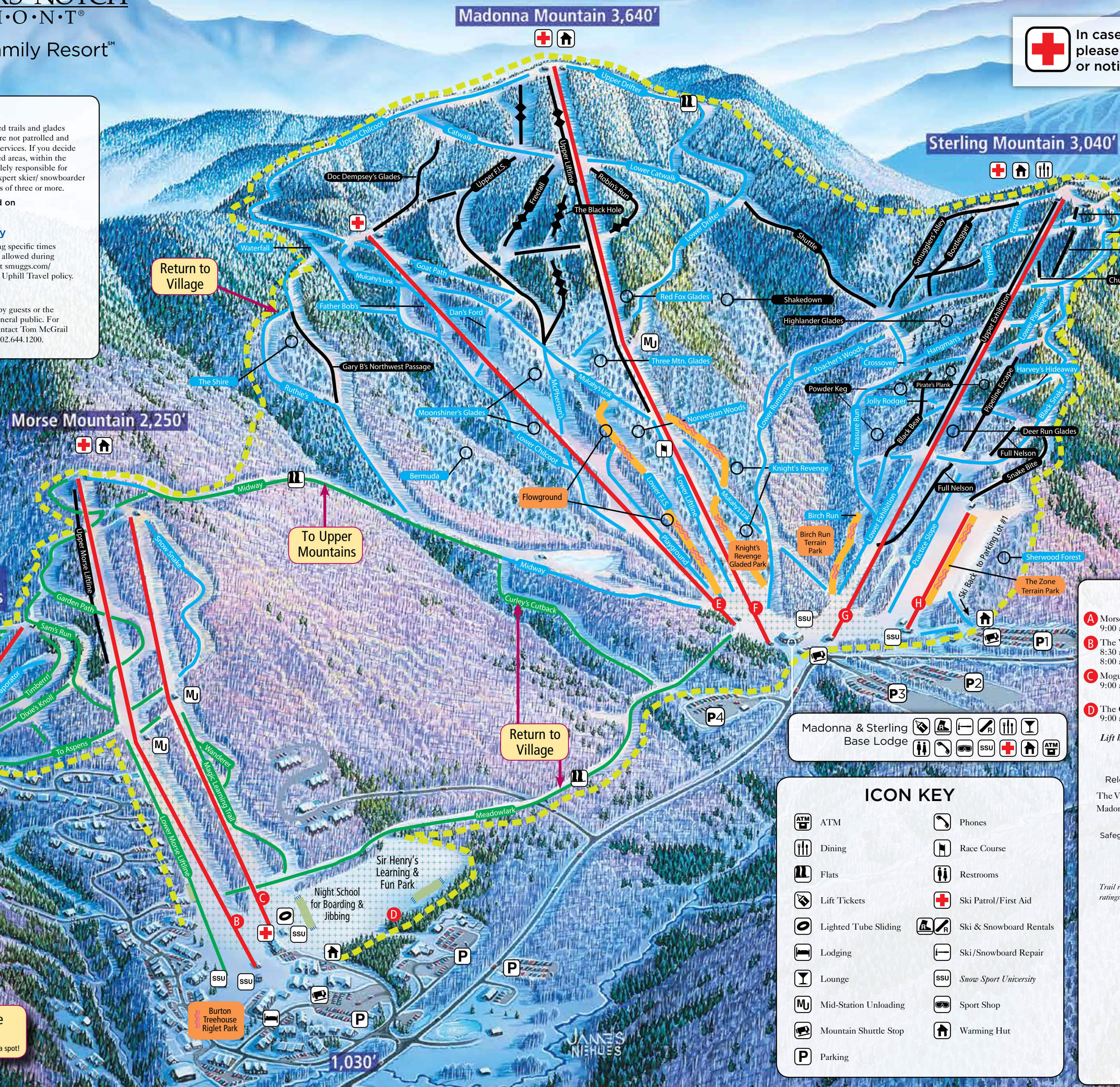
 In case of on-mountain emergencies please contact Ski Patrol at 802.644.1182 or notify the lift operator.

***Off Trail Policy**
Wooded areas between named trails and glades are not marked in any way, are not patrolled and have no skier/ snowboarder services. If you decide to ski or snowboard in wooded areas, within the ski area boundary, you are solely responsible for yourself. You should be an expert skier/ snowboarder and you should stay in groups of three or more.

Do not ski or snowboard on or across closed trails.

Uphill Travel Policy
Uphill traffic is allowed during specific times and areas. No uphill traffic is allowed during operational hours. Please visit smuggs.com/uphilltravel for the complete Uphill Travel policy.

Drone Policy
Unmanned aerial drone use by guests or the media is prohibited to the general public. For further information please contact Tom McGrail at tmcgrail@smuggs.com or 802.644.1200.



Smugglers' ski trails are located on lands included within the Mount Mansfield State Forest, managed by the Vermont Department of Forests, Parks, and Recreation.

LIFT KEY

A Morse Highlands Lift 9:00 am - 4:00 pm	E Madonna II Lift 9:00 am - 4:00 pm (weekends & holidays)
B The Village Lift 8:30 am - 4:00 pm (Mon. - Fri.) 8:00 am - 4:00 pm (weekends & holidays)	F Madonna I Lift 9:00 am - 4:00 pm (Mon. - Fri.) 8:30 am - 4:00 pm (weekends & holidays)
C Mogul Mouse's Magic Lift 9:00 am - 4:00 pm	G Sterling Lift 8:30 am - 4:00 pm (Mon. - Fri.) 8:00 am - 4:00 pm (weekends & holidays)
D The Glider Surface Lift 9:00 am - 3:30 pm	H Sterling T-Bar 9:00 am - 4:00 pm (weekends & holidays)

Lift hours may vary depending on weather and trail conditions.

LIFT TICKETS

Reload anytime online and **SAVE!** smuggs.com/reload

The Village Center - Morse Mountain 8:00 am - 4:00 pm
Madonna Mountain Base Lodge 8:00 am - 4:00 pm

Lift ticket sales begin at 7:30 am on Saturdays and Sundays.

Safeguard your valuable lift ticket - **lost or misplaced lift tickets will not be replaced or reprinted.**

TRAILS & GLADES KEY

Trail ratings indicate relative level of challenge for trails at Smugglers' Notch. Trail ratings here should not be compared to those found at other ski areas. Snow, weather conditions, and time of day can greatly influence the given ratings.

Easier (19%)	Terrain Parks
More Difficult (50%)	Ski/Snowboard Area Boundary
Most Difficult (25%)	Lifts
Experts (6%)	Wonder Carpets
Glades	Slow Ski/Ride Zone

Madonna & Sterling Base Lodge

ICON KEY

ATM	Phones
Dining	Race Course
Flats	Restrooms
Lift Tickets	Ski & Snowboard Rentals
Lighted Tube Sliding	Ski/Snowboard Repair
Lodging	Snow Sport University
Lounge	Sport Shop
Mid-Station Unloading	Warming Hut
Mountain Shuttle Stop	
Parking	

 **Zipline Canopy Tour**
Visit Guest Services to reserve a spot!